

QUARTERLY PHYSICAL REPORT OF OPERATION
For the quarter ending December 31, 2009

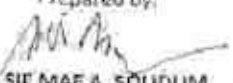
Department: Department of Science and Technology
Agency/ OU: Regional Office No. XI
Fund:

BAR No. 1

Program/ Activity/ Project (1)	Performance Measures (2)	Physical Target (3)	Accomplishment	% Accomp	Variance (5)	Remarks (6)
I. TECHNOLOGY TRANSFER AND COMMERCIALIZATION						
	RDI Patented Technology Commercialized	1	0	0	-1	Regional Office has no listing of RDI-patented technologies, hence no basis for report.
Technology Acquisition and Upgrading						
	No. of Technology Interventions	48	75	156	27	Accomplishment includes those held pending during the previous year.
	No. of Existing Firms Assisted	36	50	139	14	
	No. of New Firms Established	2	3	150	1	
	Gross Sales (P'000)	26,875	19,742	73	-7133	
	Employment Generated (man-month)	1800	1370	76	-430	
	Ave. Improvement of Productivity per Firm (%)	35	6.45	18	-28.55	
II. S&T SERVICES						
Testing and Calibration						
	No. of Testing/Calibration Services Rendered	2100	3299	157	1199	Increase in the number of industries/ SMEs in the region.
	No. of Clients Served	1000	644	64	-356	Overtarget. Adjustments needed.
	No. of Firms Assisted	600	612	102	12	
	Income Generated(P'000)	900	1496	166	596	Increase in the number of industries/ SMEs in the region.
	Value of Assistance Rendered (P'000)	22	28	127	6	
Packaging and Labeling Design Provided						
	No. of Firms Assisted	48	34	71	-14	Only one personnel is responsible for label design, who also assumes other responsibilities.
	No. of New Market Penetrated	48	17	35	-31	Difficulty in monitoring new markets penetrated experienced.
Consultancy Services						

Program/ Activity/ Project (1)	Performance Measures (2)	Physical Target (3)	Accomplishment	% Accomp	Variance (5)	Remarks (6)
	No. of Firms Assisted					
A. MPEX		12	10	83	-2	
B. CAPE		2	0	0	-2	No accredited experts in the region for consultancy needs of agribusiness ventures
C. CPT		4	2	50	-2	
D. DATBED						
	No. of schools accredited	1	3	300	2	Intensified accreditation process.
	No. of projects	6	13	217	7	Intensified efforts for entrepreneurship projects for students.
	No. of student beneficiaries	50	61	122	11	
E. STEVPP	No. of Experts Deployed	12	19	158	7	Responded to increased demand for STEVPP in the Region.
	No. of Clients Served	20	24	120	4	
F. Energy Audit		1	0	0	-1	
Technology Training						
	No. of Trainings Conducted	90	118	131	28	
	Firms Assisted	125	165	132	40	
	No. of Technologies Diffused	190	46	24	-144	
	No. of Participants	1000	3938	394	2938	Increased number of participants due to public trainings in collaboration with major fair sponsors
Technology Clinics/Investors' Fora						
	No. of Technology Fora/Clinics conducted	7	32	457	25	Increased demand for Technology Fora
	No. of Firms Assisted	48	171	356	123	
	No. of Participants	300	4156	1385	3856	
III. OTHER PRIORITY AREAS						
S&T Scholarship						
	No. of Examinees	700	993	142	293	Intensified campaign of PSTCs regionwide for examinees
	No. of Qualifiers	80	149	186	69	Intensified campaign of PSTCs regionwide for examinees
	No. of Ongoing Scholars	187	295	158	108	Increase attributed to increase in number of takers
	No. of Graduates	30	39	130	9	

Program/ Activity/ Project (1)	Performance Measures (2)	Physical Target (3)	Accomplishment	% Accomp	Variance (5)	Remarks (6)
	Assistance to SUC's on IP Policy Formulation	1	0	0	-1	
S&T Library and Information Services						
	No. of library users	500	305	61	-185	Researchers tend to use the internet as against the conventional libraries
	No. of press releases					
	1. Radio	48	66	138	18	
	2. Print	30	28	93	-2	
	3. TV	6	15	250	9	Conducted a number of Fairs during the year requiring TV ads
	No. of Regional / Provincial Fairs					
	1. DOST Sponsored	1	5	500	4	Conducted a number of Fairs during the year
	2. Other Agencies	10	17	170	7	Increased invitation to participate in other agencies fairs
	No. of Press Conferences/Interviews	12	8	67	-4	
Networks/Linkages						
	No. of Networks/Linkages Established/Maintained	120	193	161	73	
	No. of LGU-DOST linkages					
	1. No. of projects co-funded	15	14	93	-1	
	2. No. of trainings conducted for LGUs	25	27	108	2	

Prepared by:

ELSIE MAE A. SOLIDUM
 Assistant Regional Director
 Technical Services Division


FE I. BUGAYONG
 Administrative Officer (Budget Officer)

Approved by:

ANTHONY C. SALES, Ph. D.
 Regional Director

FINANCIAL REPORT OF OPERATION
For the Quarter Ending December 31, 2009
(In Pesos)

BAR No. 2

Department: DEPARTMENT OF SCIENCE AND TECHNOLOGY
Agency/OU: Regional Office No. XI
Fund: General Fund

Program / Activity / Project Allocation Class (1)	Available Allocation			Obligations Incurred This Quarter (6)	Unobligated Balance of Allotment (8) - (4) - (5)	Remarks (7)
	Balance Previous Quarter (2)	This Quarter (3)	Total (4)			
CURRENT YEAR BUDGET						
PROGRAM(s)						
GASS						
PS, MOOE or CO						
Sub-total						
SUPPORT TO OPERATIONS:						
PS	702,142.83	3,956,066.41	4,658,209.24	4,626,340.19	32,199.15	
MOOE	3,741,994.48	(423,217.41)	3,318,777.07	2,368,549.01	953,128.06	
CO	5,246,314.26	-	5,246,314.26	685,949.68	4,560,472.20	
Sub-total	9,690,451.57	3,532,849.00	13,223,300.57	7,681,838.88	5,541,461.69	
OPERATIONS (SUB-ALLOTMENTS)						
MOOE	593,135.92	1,464,900.00	2,058,035.92	695,737.82	1,262,279.10	
Total, Programs	10,283,883.55	4,997,778.00	15,281,661.55	8,473,589.07	6,808,072.48	
PROJECT(s)						
LOCALLY FUNDED PROJECT(s) (By Project Title)						
PS, MOOE or CO						
Sub-total						
Total, Locally-Funded Projects						
FOREIGN ASSISTED PROJECT(s) (By Project Title)						
PS, MOOE or CO						
Sub-total						
Total, Foreign-Assisted Projects						
Total, Projects						
TOTAL, CURRENT YEAR BUDGET	10,293,898.55	4,997,778.00	15,291,676.55	8,473,589.07	6,818,077.48	
PRIOR YEAR'S BUDGET (Contg. Apprs.)						
PROGRAM(s)						
GASS						
PS, MOOE or CO						
Sub-total						
SUPPORT TO OPERATIONS:						
MOOE	61,489.50	-	61,489.50	61,489.50	-	
CO	4,146,099.90	-	4,146,099.90	4,145,987.84	112.31	
Sub-total	4,197,589.40	-	4,197,589.40	4,197,467.34	112.31	
OPERATIONS (SUB-ALLOTMENTS)						
MOOE	194,914.09	-	194,914.09	194,914.09	-	
Total, Programs	4,392,483.54	-	4,392,483.54	4,392,371.23	112.31	
PROJECT(s)						
LOCALLY FUNDED PROJECT(s) (By Project Title)						
PS, MOOE or CO						
Sub-total						
Total, Locally-Funded Projects						
FOREIGN ASSISTED PROJECT(s) (By Project Title)						
PS, MOOE or CO						
Sub-total						
Total, Foreign-Assisted Projects						
Total, Projects						
TOTAL, PRIOR YEAR'S BUDGET	4,392,483.54	-	4,392,483.54	4,392,371.23	112.31	
GRAND TOTAL	14,686,372.12	4,997,778.00	19,684,150.12	12,865,960.30	6,818,189.82	

Certified Correct:

Submitted by:

for copy
RES. BUGAYONG
A.O.V. (Budget Officer)
February 10, 2010

for copy
ANTHONY C. SALES, Ph.D.
Regional Director

STATEMENT OF ALLOTMENTS, OBLIGATIONS AND BALANCES
As of December 31, 2009

Department: DEPARTMENT OF SCIENCE AND TECHNOLOGY
Agency/OU: Region XI
Fund: 101

PIA/P Allotment Class/Object of Expenditures (1)	EXP. CLS.	OBJ. CLS.	Allotment Received (2)	Obligations Incurred		Unobligated Balance of Allotment (5)=(2)-(4)	Remarks
				This Report	To Date		
				(3)	(4)		
A.III.a.2 REGULAR PROGRAM							
Personal Services	100						
Salaries and Wages - Regular Pay	701		4,607,647.63	(714,796.42)	4,607,647.63	-	
Salaries and Wages - Casual	705		-			-	
Personnel Eco. Relief Allo.(PERA)	711		321,224.30	(1,548.39)	321,224.30	-	
Additional Compensation (ADCOM)	712		199,500.00		199,500.00	-	
Representation Allowance (RA)	713		133,000.00	(30,000.00)	133,000.00	-	
Transportation Allowance (TA)	714		110,465.59	(38,534.41)	110,465.59	-	
Clothing/Uniform Allowance	715		72,000.00	(20,000.00)	72,000.00	-	
Subsistence and Laundry Allowance	716		837,500.00	78,075.00	837,500.00	-	
Productivity Incentive Allowance	717		46,000.00		46,000.00	-	
Other Bonuses and Allowances	719		92,400.00	56,000.00	92,400.00	-	
Honoraria	720		175,800.00	16,000.00	175,800.00	-	
Hazard Allowance	721		1,776,316.36	172,869.17	1,776,316.36	-	
Longevity Pay	722		783,701.36		783,701.36	-	
Overtime and Night Pay	723		122,590.67	122,590.67	122,590.67	-	
Cash Gift	724		107,500.00	(14,000.00)	107,500.00	-	
Year-end Bonus	725		435,685.00	(99,389.00)	435,685.00	-	
Pag-ibig Contributions	732		26,100.00	(400.00)	26,100.00	-	
PHILHEALTH Contributions	733		45,599.50	(18,925.50)	45,599.50	-	
ECC Contributions	734		25,605.10	(600.06)	25,605.10	-	
Other Personnel Benefits - Monetization	749		27,081.71	27,081.71	27,081.71	-	
Other Personnel Benefits - Loyalty	749		10,000.00		10,000.00	-	
Other Personnel Benefits - C.N.A	749		1,818,750.00	497,063.60	1,818,750.00	-	
Other Personnel Benefits - Medical	749		121,249.99		121,249.99	-	
Total - PS			11,898,717.41	31,806.57	11,898,717.41	-	
Maintenance & Other Operating Exps.	200						
Traveling Expenses - Local	751		799,081.83	122,507.36	799,081.83	-	
Traveling Expenses - Foreign	752		523,462.12	5,447.40	523,462.12	-	
Training Expenses	753		104,714.16		104,714.16	-	
Office Supplies Expenses	755		272,592.69	59,143.85	272,592.69	-	
Accountable Forms Expenses	758		42,700.00		42,700.00	-	
Medical, Dental and Lab. Supplies Exp.	760		86,658.86	(61,864.05)	86,658.86	-	
Gasoline, Oil and Lubricants Expenses	761		243,464.67	46,966.67	243,464.67	-	
Other Supplies Expenses	765		106,717.32	30,379.67	106,717.32	-	
Water Expenses	766		21,203.66	1,408.77	21,203.66	-	
Electricity Expenses	767		734,743.40	72,300.85	734,743.40	-	
Postage and Deliveries	771		53,943.77	3,455.65	53,943.77	-	
Telephone Expenses - Landline	772		245,999.45	35,398.35	245,999.45	-	
Telephone Expenses - Mobile	773		98,712.63	11,964.99	98,712.63	-	
Internet Expenses	774		48,735.88	7,832.61	48,735.88	-	
Membership Dues & Costs to Org'ns.	778		25,300.00		25,300.00	-	
Advertising Expenses	780		30.00		30.00	-	
Printing and Binding Services	781		83,335.25	6,450.00	83,335.25	-	

STATEMENT OF ALLOTMENTS, OBLIGATIONS AND BALANCES
As of December 31, 2009

Department: DEPARTMENT OF SCIENCE AND TECHNOLOGY
Agency/OU: Region XI
Fund: 101

P/A/P Allotment Class/Object of Expenditures (1)	EXP. CLS.	OBJ. CLS.	Allotment Received (2)	Obligations Incurred		Unobligated Balance of Allotment (5)=(2)-(4)	Remarks
				This Report	To Date		
				(3)	(4)		
Rent Expenses		782	114,950.00	9,400.00	114,950.00	-	
Representation Expenses		783	244,666.00	57,672.30	244,666.00	-	
Transportation and Delivery Expenses		784				-	
Subscriptions Expenses		786	16,702.00	3,661.00	16,702.00	-	
Legal Services		791	16,300.00	5,600.00	16,300.00	-	
Auditing Services		792	32,617.75	500.00	32,617.75	-	
Consultancy Services		793	-			-	
General Services		795	331,042.75	133,651.25	331,042.75	-	
Janitorial Services		796	396,260.72	35,906.48	396,260.72	-	
Security Services		797	470,052.00	58,756.50	470,052.00	-	
Other Professional Services		799				-	
Repairs & Maint. - Office Buildings		811	5,450.20	5,450.20	5,450.20	-	
Repairs & Maint. - Other Structures		815				-	
Repairs & Maint. - Office Equipment		821	20,490.00	800.00	20,490.00	-	
Repairs & Maint. - IT Equip. & Software		823	52,300.00	50,900.00	52,300.00	-	
Repairs & Maint. - Communication Eq.		829				-	
Repairs & Maint. - Technical & Sci. Eq.		836	269,943.81		269,943.81	-	
Repairs & Maint. - Other Mach. & Eq.		840				-	
Repairs & Maint. - Motor Vehicles		841	270,564.06	146,030.00	270,564.06	-	
Donations		878	1,782,757.46	(148,931.00)	1,274,316.90	508,440.56	
Extraordinary Expenses		883	38,000.00	9,499.97	38,000.00	-	
Miscellaneous Expenses		884	72,000.00	5,114.50	72,000.00	-	
Taxes, Duties and Licenses		891	4,280.00		4,280.00	-	
Fidelity Bond Premiums		892	7,927.46	6,277.46	7,927.46	-	
Insurance Expenses		893	76,915.24		76,915.24	-	
Other Maintenance & Operating Exps.		989	1,669,667.45	52,780.33	1,214,979.95	454,687.50	
Total - MOOE			9,404,282.59	776,789.31	8,441,154.53	963,128.06	
Capital Outlay	300						
Office Building		211	1,500,000.00	54,260.00	54,260.00	1,445,740.00	
Office Equipment		221	987,234.00	213,020.00	487,234.00	500,000.00	
Furniture and Fixtures		222	664,400.00		104,400.00	500,000.00	
IT Equipment and Software		223	1,080,306.25	415,574.05	415,574.05	664,732.20	
Library Books		224	1,686.00		1,686.00	-	
Communication Equipment		229	10,050.00		10,050.00	-	
Technical and Scientific Equipment		236	1,450,000.00			1,450,000.00	
Motor Vehicle		241				-	
Other Property, Plant and Equipment		250	21,323.75	2,988.00	21,323.75	-	
Other Assets		290				-	
Total - CD			6,555,000.00	685,842.05	1,094,527.80	4,560,472.20	
Total - Regular Program			28,958,000.00	1,494,237.93	21,434,399.74	5,523,600.26	

STATEMENT OF ALLOTMENTS, OBLIGATIONS AND BALANCES
As of December 31, 2009

Department: DEPARTMENT OF SCIENCE AND TECHNOLOGY
Agency/OU: Region XI
Fund: 101

P/A/P Allotment Class/Object of Expenditures (1)	EXP. CLS.	OBJ. CLS.	Allotment Received (2)	Obligations Incurred		Unobligated Balance of Allotment (5)-(2)-(4)	Remarks
				This Report	To Date		
				(3)	(4)		
Other Releases							
A.1 Pension and Gratuity	100						
Retirement Benefits		740				-	
Terminal Leave Benefits		742				-	
Total - Pension and Gratuity			-	-	-	-	
Misc. Personnel Benefits Fund (MPBF) FY 2009 GAA, RA #9524 (1st Tranche)	100						
Salaries and Wages		701	416,582.00	416,582.00	416,582.00	-	
Year-end Bonus		725				-	
PHILHEALTH Contributions		733	15,844.00	15,844.00	15,844.00	-	
ECC Contributions		734				-	
Total - MBPF 1st Tranche			432,426.00	432,426.00	432,426.00	-	
FY 2009 GAA, RA #9524 (newly-filled)							
Salaries and Wages		701	908,151.00	908,151.00	908,151.00	-	
PERA		711	62,000.00	62,000.00	62,000.00	-	
Representation Allowance		713	48,000.00	48,000.00	48,000.00	-	
Transportation Allowance		714	48,000.00	48,000.00	48,000.00	-	
Clothing/Uniform Allowance		715	20,000.00	20,000.00	20,000.00	-	
Cash Gift		724	14,000.00	14,000.00	14,000.00	-	
Year-end Bonus		725	99,389.00	99,389.00	99,389.00	-	
Pag-ibig Contributions		732	3,300.00	3,300.00	3,300.00	-	
PHILHEALTH Contributions		733	10,494.00	10,494.00	10,494.00	-	
ECC Contributions		734	3,300.00	3,300.00	3,300.00	-	
Total - MBPF (newly-filled)			1,216,634.00	1,216,634.00	1,216,634.00	-	
Per AO # 276 / BC # 2009-5 (PEI)							
Other Bonuses & Allowances		719	196,000.00	196,000.00	196,000.00	-	
Total - MBPF A.O. No. 276			196,000.00	196,000.00	196,000.00	-	
Total - MBPF			1,845,060.00	1,845,060.00	1,845,060.00	-	
Automatic Appropriations	100						
Retirement & Life Insurance Prem.		731	744,818.00	73,192.39	712,619.85	32,198.15	
Total - Automatic Appropriations			744,818.00	73,192.39	712,619.85	32,198.15	

STATEMENT OF ALLOTMENTS, OBLIGATIONS AND BALANCES
As of December 31, 2009

Department: DEPARTMENT OF SCIENCE AND TECHNOLOGY
Agency/OU: Region XI
Fund: 101

P/A/P Allotment Class/Object of Expenditures (1)	EXP. CLS.	OBJ. CLS.	Allotment Received (2)	Obligations Incurred		Unobligated Balance of Allotment (5)=(2)-(4)	Remarks
				This Report	To Date		
				(3)	(4)		
Current ASA from DOST-GO	200						
SETUP-RPMO		878	1,379,480.00	(80,328.41)	641,800.90	537,879.10	
SETUP - Label Design Development Assistance for SMEs			183,000.00			183,000.00	
SETUP - Technology Upgrading of Peanut Butter Production			541,600.00			541,600.00	
Additional MOOE Requirements			740,300.00	740,300.00	740,300.00	-	
Total - Current ASA			2,844,380.00	659,971.59	1,592,100.90	1,262,279.10	
Total Current Appropriations			32,392,258.00	4,072,461.91	25,574,180.49	8,818,077.51	
CONTINUING APPROPRIATIONS							
Regular Appropriations							
MOOE	200		2,326,166.34	-	2,326,166.34	-	
Traveling Expenses - Local		751	129,280.81		129,280.81	-	
Office Supplies Expenses		755	148,540.89		148,540.89	-	
Medical, Dental and Lab. Supplies		760	170,234.94		170,234.94	-	
Repairs & Maint. - Office Buildings		811	80,685.30		80,685.30	-	
Repairs & Maint. - Motor Vehicles		841	134,163.00		134,163.00	-	
Donations		878	1,683,261.40		1,683,261.40	-	
Capital Outlay	300		6,466,561.95	461,407.95	6,466,449.64	112.31	
Office Building		211	4,000,000.00	316,000.00	3,999,887.69	112.31	
Office Equipment		221	332,817.00		332,817.00	-	
IT Equipment and Software		223	302,744.95	145,407.95	302,744.95	-	
Technical and Scientific Equipment		236	576,000.00		576,000.00	-	
Motor Vehicle		241	1,255,000.00		1,255,000.00	-	
Total - Continuing (Region XI)			8,792,728.29	461,407.95	8,792,815.98	112.31	


STATEMENT OF ALLOTMENTS, OBLIGATIONS AND BALANCES

As of December 31, 2009

Department: DEPARTMENT OF SCIENCE AND TECHNOLOGY
 Agency/OU: Region XI
 Fund: 101

P/A/P Allotment Class/Object of Expenditures (1)	EXP. CLS.	OBJ. CLS.	Allotment Received (2)	Obligations Incurred		Unobligated Balance of Allotment (5)=(2)-(4)	Remarks
				This Report	To Date		
				(3)	(4)		
ASA Releases from DOST-CO		200					
ASA No. 04-2008-095 (SETUP RPMO)		678	25,995.11		25,995.11	-	
ASA No. 07-2008-207 (RSTLs)		678	2,830,509.63	118,777.61	2,830,509.63	-	
ASA No. 07-2008-229 (SETUP Proj. ID)		678	61,280.00		61,280.00	-	
ASA No. 10-2008-355 (Ice Cream Prod'n)		678	850,000.00		850,000.00	-	
ASA No. 11-2008-424 (Banana Chips)		678	892,000.00		892,000.00	-	
ASA No. 11-2008-426 (Banana Flour)		678	500,000.00		500,000.00	-	
ASA No. 12-2008-460 (Guano Mix)		678	301,500.00		301,500.00	-	
ASA No. 12-2008-463 (Furniture Making)		678	989,652.00		989,652.00	-	
ASA No. 12-2008-469 (Apiary)		678	162,605.00		162,605.00	-	
ASA No. 12-2008-471 (Woodworking)		678	999,999.00		999,999.00	-	
ASA No. 12-2008-517 (VCO)		678	695,500.00		695,500.00	-	
Total - ASA 2008			8,309,040.74	118,777.61	8,309,040.74	-	
Total - Continuing Appropriation			17,101,769.03	580,185.56	17,101,856.72	112.31	
GRAND TOTAL			46,494,027.03	4,652,647.47	42,675,837.21	6,818,189.82	

Certified Correct:


FE I. BUGAYONG
 AO V (Budget Officer)
 Date: Feb. 8, 2010

Submitted by:


ANTHONY C. SALES, Ph. D.
 Regional Director
 Date: 2/10

STATEMENT OF ALLOTMENTS, OBLIGATIONS AND BALANCES

Department of Science and Technology Regional Office No. XI
As of December 31, 2009

Particulars / SARO No.	ALLOTMENTS				OBLIGATION				BALANCES			
	PS	MOOE	CO	TOTAL	PS	MOOE	CO	TOTAL	PS	MOOE	CO	TOTAL
A. Current Year's Allotment												
1. Regular Appropriation												
ABM No.BMB-B-09-0001348	6,935,000.00	7,515,000.00	5,655,000.00	20,105,000.00	6,935,000.00	7,516,000.00	1,094,527.80	15,545,527.80	-	-	4,560,472.20	4,560,472.20
SARO No.BMB-B-09-0002528	2,307,000.00	3,009,000.00		5,316,000.00	4,963,717.41	352,282.59		5,316,000.00	(2,658,717.41)	2,856,717.41	-	0.00
SARO No.BMB-E-09-0023084		1,536,000.00		1,536,000.00		572,871.94		572,871.94	-	963,128.06	-	963,128.06
Total Regular Appropriation	9,242,000.00	12,061,000.00	5,655,000.00	26,958,000.00	11,898,717.41	8,441,154.53	1,094,527.80	21,434,399.74	(2,658,717.41)	3,619,845.47	4,560,472.20	5,523,600.26
2. Special Purpose Funds												
a. Misc. Pers. Benefits Fund												
SARO No.BMB-E-09-0026553	196,000.00			196,000.00	196,000.00			196,000.00	-	-	-	-
SARO No.BMB-E-09-0028237	416,582.00			416,582.00	416,582.00			416,582.00	-	-	-	-
SARO No.BMB-E-09-0028458	15,844.00			15,844.00	15,844.00			15,844.00	-	-	-	-
SARO No.BMB-E-09-0029413	1,216,634.00			1,216,634.00	1,216,634.00			1,216,634.00	-	-	-	-
Sub-totals	1,845,060.00	-	-	1,845,060.00	1,845,060.00	-	-	1,845,060.00	-	-	-	-
b. Pension Gratuity Fund												
Sub-totals	-	-	-	-	-	-	-	-	-	-	-	-
Total Special Purpose Fund	1,845,060.00	-	-	1,845,060.00	1,845,060.00	-	-	1,845,060.00	-	-	-	-
Other Releases												
s. Automatic Appropriations												
1. Ret. Life Insurance Prens.												
ABM No.BMB-B-09-0001359	448,000.00			448,000.00	448,000.00			448,000.00	-	-	-	-
SARO No.BMB-B-09-0002551	145,000.00			145,000.00	145,000.00			145,000.00	-	-	-	-
SARO No.BMB-E-09-0028314	42,840.00			42,840.00	42,840.00			42,840.00	-	-	-	-
SARO No.BMB-E-09-0028609	106,978.00			106,978.00	78,779.85			78,779.85	32,198.15	-	-	32,198.15
Sub-totals	744,818.00	-	-	744,818.00	712,619.85	-	-	712,619.85	32,198.15	-	-	32,198.15
b. Sub-allotments from CO	-	2,844,380.00	-	2,844,380.00	-	1,582,100.00	-	1,582,100.00	-	1,262,279.10	-	1,262,279.10
Total Other Releases	744,818.00	2,844,380.00	-	3,589,198.00	712,619.85	1,582,100.00	-	2,294,720.75	32,198.15	1,262,279.10	-	1,294,477.25
TOTAL CURRENT YEAR'S ALLOTMENTS	11,831,878.00	14,905,380.00	5,655,000.00	32,392,258.00	14,456,397.26	10,023,255.43	1,094,527.80	25,574,180.49	(2,624,519.26)	4,882,124.57	4,560,472.20	6,618,077.51

STATEMENT OF ALLOTMENTS, OBLIGATIONS AND BALANCES

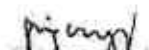
Department of Science and Technology Regional Office No. XI
As of December 31, 2009


Particulars / SARO No.	ALLOTMENTS				OBLIGATION				BALANCES			
	PS	MOOE	CO	TOTAL	PS	MOOE	CO	TOTAL	PS	MOOE	CO	TOTAL
B. Prior Year's Allotment (Continuing Appropriations)												
1. Regular Appropriation												
ABM No. BMB-B-08-0000689			5,467,061.95	5,467,061.95			5,466,949.64	5,466,949.64	-	-	112.31	112.31
SARO No. BMB-B-08-0006709	2,326,166.34			2,326,166.34	2,326,166.34			2,326,166.34	-	-	-	-
SARO No. BMB-B-08-0012596			999,500.00	999,500.00			999,500.00	999,500.00	-	-	-	-
Sub-totals	-	2,326,166.34	6,466,561.95	8,792,728.29	-	2,326,166.34	6,466,449.64	8,792,615.98	-	-	112.31	112.31
2. Sub-allotments from CO		8,309,040.74		8,309,040.74		8,309,040.74		8,309,040.74	-	-	-	-
TOTAL PRIOR YEAR'S ALLOTMENTS	-	10,635,207.08	6,466,561.95	17,101,769.03	-	10,635,207.08	6,466,449.64	17,101,656.72	-	-	112.31	112.31
GRAND TOTAL	11,831,878.00	25,540,587.08	12,121,561.95	49,494,027.03	14,456,397.25	20,668,462.51	7,580,977.44	42,675,837.21	(2,624,519.26)	4,882,124.57	4,560,584.51	6,818,169.82


Certified Correct:

Noted by:

Approved:


FELI BUGA JONG
AO V (Budget Officer)
12-Feb-10


EDUARDO P. TESORERO
Chief Administrative Officer


ANTHONY C. SALES, Ph.D.
Regional Director 2/12

LIST OF NOT YET DUE AND DEMANDABLE OBLIGATIONS

As of December 31, 2009

(In Thousand Pesos)

Department
Agency/OU
Fund

: DEPARTMENT OF SCIENCE AND TECHNOLOGY
: REGIONAL OFFICE NO. XI
: 101

CREDITOR						
NAME	COMMITMENTS / OBLIGATIONS (BALANCE/AMOUNT)	91 DAYS AND BELOW Jan 1 - Mar 31	92-180 DAYS April 1 - June 30	181-270 DAYS July 1 - Sept 30	271-360 DAYS Oct 1 - Dec. 31	Beyond 361 days
(1)	(2) = (3)+(4)+(5)+(6)+(7)	(3)	(4)	(5)	(6)	(7)
MIKE SERVITECH CORP	9,660	9,660				
MESAGON ENGINEERING BUILDERS	3,649,438	3,649,438				
FIRST PACIFIC MOTORS	2,000	2,000				
DANIEL MERCHANDISING	39,250	39,250				
FUNTRONICS	3,790	3,790				
V S TAY	1,160	2,000				
VS TAY	1,630	1,630				
DAVAO DIAMOND INDUSTRIAL SUPPLY	1,700	1,700				
DIGITAL INTERFACE	5,950	5,950				
BETTER COMPONENTS INC	60,780	60,780				
MUSIC FACTORY OUTLET	7,442	7,442				
JORGE M. REDULEN MARKETING	8,556	8,556				
TOTAL	3,791,356	3,792,196	-	-	-	-

Certified Correct:


CORAZON R. VERGARA
Accountant

Approved:


ANTHONY C. SALES, PhD.
Regional Director

LIST OF NOT YET DUE AND DEMANDABLE OBLIGATIONS

As of December 31, 2009.

(In Thousand Pesos)

Department : DEPARTMENT OF SCIENCE AND TECHNOLOGY
 Agency/OU : REGIONAL OFFICE NO. XI
 Fund : 101

CREDITOR		91 DAYS AND BELOW	92-180 DAYS	181-270 DAYS	271-360 DAYS	Beyond
NAME	COMMITMENTS / OBLIGATIONS	Jan 1 - Mar 31	April 1 - June 30	July 1 - Sept 30	Oct 1 - Dec. 31	361 days
(1)	(2) = (3)+(4)+(5)+(6)+(7)	(3)	(4)	(5)	(6)	(7)
MIKE SERVITECH CORP	9,660	9,660				
MESAGON ENGINEERING BUILDERS	3,649,438	3,649,438				
FIRST PACIFIC MOTORS	2,000	2,000				
DANIEL MERCHANDISING	39,250	39,250				
FUNTRONICS	3,790	3,790				
V S TAY	1,160	2,000				
VS TAY	1,630	1,630				
DAVAO DIAMOND INDUSTRIAL SUPPLY	1,700	1,700				
DIGITAL INTERFACE	5,950	5,950				
BETTER COMPONENTS INC	60,780	60,780				
MUSIC FACTORY OUTLET	7,442	7,442				
JORGE M. REDULEN MARKETING	8,556	8,556				
TOTAL	3,791,356	3,792,196	-	-	-	-

Certified Correct:


CORAZON R. VERGARA
 Accountant

Approved:


ANTHONY C. SALES, Ph.D.
 Regional Director