

DETAILED STATEMENT OF CURRENT YEAR'S OBLIGATIONS, DISBURSEMENTS AND UNPAID OBLIGATIONS

As of September 30, 2013

Department : DEPARTMENT OF SCIENCE AND TECHNOLOGY
 Agency/OU : REGIONAL OFFICE
 Region/Province/City : N XI
 Fund : 101

| Program/Activity/Project (P/A/P) and Account Title | Account Code | Current Year Obligations | | | | Disbursements | | | | Balance (Unpaid Obligations) 13 = (7-12) = (14+15) | Breakdown of Unpaid Obligations | |
|--|--------------|-----------------------------|----------------------------|-----------------------------|--------------|-----------------------------|----------------------------|-----------------------------|--------------|---|---------------------------------|--|
| | | 1st Quarter ending March 31 | 2nd Quarter ending June 30 | 3rd Quarter ending Sept. 30 | Total | 1st Quarter ending March 31 | 2nd Quarter ending June 30 | 3rd Quarter ending Sept. 30 | Total | | Accounts Payable | Obligations Not Yet Due and Demandable |
| 1 | 2 | 3 | 4 | 5 | 7 | 8 | 9 | 10 | 12 | 13 = (7-12) = (14+15) | 14 | 15 |
| 1. CURRENT YEAR BUDGET/APPROPRIATIONS | | | | | | | | | | | | |
| A. AGENCY SPECIFIC BUDGET | | | | | | | | | | | | |
| P/A/P (please specify) | | | | | | | | | | | | |
| Personnel Services | | | | | | | | | | | | |
| Salaries and Wages | | | | | | | | | | | | |
| Salaries and Wages - Regular | 701 | 2,603,377.92 | 2,797,442.69 | 2,794,779.00 | 8,195,599.61 | 2,603,377.92 | 2,797,442.69 | 2,794,779.00 | 8,195,599.61 | - | | |
| Other Compensation | | | | | | | | | | | | |
| Personnel Economic Relief Allowance (PERA) | 711 | 172,090.91 | 186,454.54 | 186,000.00 | 544,545.45 | 172,090.91 | 186,454.54 | 186,000.00 | 544,545.45 | - | | |
| Representation Allowance (RA) | 713 | 57,000.00 | 57,000.00 | 54,750.00 | 168,750.00 | 57,000.00 | 57,000.00 | 54,750.00 | 168,750.00 | - | | |
| Transportation Allowance (TA) | 714 | 39,000.00 | 30,000.00 | 30,000.00 | 99,000.00 | 39,000.00 | 30,000.00 | 30,000.00 | 99,000.00 | - | | |
| Clothing/Uniform Allowance | 715 | 130,000.00 | 5,000.00 | 5,000.00 | 140,000.00 | 130,000.00 | 5,000.00 | 5,000.00 | 140,000.00 | - | | |
| Subsistence, Laundry and Quarters Allowance | 716 | 292,961.01 | 274,442.00 | 288,425.00 | 855,828.01 | 292,961.01 | 274,442.00 | 288,425.00 | 855,828.01 | - | | |
| Productivity Incentive Allowance | 717 | | 60,000.00 | - | 60,000.00 | - | 60,000.00 | - | 60,000.00 | - | | |
| Other Bonuses and Allowances | 719 | | | 78,000.00 | 78,000.00 | | | 78,000.00 | 78,000.00 | - | | |
| Hazard Pay | 721 | | | | - | | | | - | - | | |
| Longevity Pay | 722 | | | | - | | | | - | - | | |
| Overtime and Night Pay | 723 | 5,587.59 | 7,005.36 | 3,449.60 | 16,042.55 | 5,587.59 | 7,005.36 | 3,449.60 | 16,042.55 | - | | |
| Cash Gift | 724 | | 72,500.00 | | 72,500.00 | | 72,500.00 | | 72,500.00 | - | | |
| Year end Bonus | 725 | | 449,745.50 | | 449,745.50 | | 449,745.50 | | 449,745.50 | - | | |
| Personnel Benefit Contributions | | | | | | | | | | | | |
| Pag-ibig Contributions | 732 | 8,700.00 | 9,400.00 | 9,300.00 | 27,400.00 | 8,700.00 | 9,400.00 | 9,300.00 | 27,400.00 | - | | |
| Philhealth Contributions | 733 | 24,437.50 | 26,537.50 | 26,475.00 | 77,450.00 | 24,437.50 | 26,537.50 | 26,475.00 | 77,450.00 | - | | |
| ECC Contributions | 734 | 8,660.72 | 9,340.54 | 9,289.47 | 27,290.73 | 8,660.72 | 9,340.54 | 9,289.47 | 27,290.73 | - | | |
| Other Personnel Benefits | | | | | | | | | | | | |
| Other Personnel Benefits | 749 | | | 13,500.00 | 13,500.00 | | | 13,500.00 | 13,500.00 | - | | |
| Maintenance & Other Operating Expenses | | | | | | | | | | | | |
| Traveling Expenses | | | | | | | | | | | | |
| Travel Expenses-Local | 751 | 325,547.28 | 143,602.59 | 129,927.90 | 599,077.77 | 324,612.48 | 144,537.39 | 129,927.90 | 599,077.77 | - | | |
| Travel Expenses-Foreign | 752 | 100,665.84 | 66,597.94 | 88,208.54 | 255,472.32 | 100,665.84 | 66,597.94 | 88,208.54 | 255,472.32 | - | | |
| Training and Scholarship Expenses | | | | | | | | | | | | |
| Training Expenses | 753 | 51,950.00 | 15,000.00 | 27,751.22 | 94,701.22 | 51,950.00 | 15,000.00 | 27,751.22 | 94,701.22 | - | | |
| Supplies and Materials Expenses | | | | | | | | | | | | |
| Office Supplies Expenses | 755 | 165,595.65 | 270,388.15 | 42,938.11 | 478,921.91 | 163,953.15 | 254,842.40 | 45,609.90 | 464,405.45 | 14,516.46 | | 14,516.46 |
| Accountable Forms Expenses | 756 | 27,500.00 | - | | 27,500.00 | 27,500.00 | - | | 27,500.00 | - | | |
| Drugs and Medicines Expenses | 759 | 434.00 | 108.30 | 500.00 | 1,042.30 | 434.00 | 36.00 | 500.00 | 970.00 | 72.30 | | 72.30 |
| Medical, Dental and Laboratory Supplies Expenses | 760 | 80,427.55 | - | 33,485.00 | 113,912.55 | 5,520.55 | 74,907.00 | 33,485.00 | 113,912.55 | - | | |
| Gasoline, Oil and Lubricants Expenses | 761 | 41,762.89 | 45,923.18 | 53,999.59 | 141,685.66 | 41,762.89 | 41,382.76 | 50,967.74 | 134,113.39 | 7,572.27 | | 7,572.27 |
| Other Supplies Expenses | 765 | 107,311.65 | 39,231.40 | 52,778.85 | 199,321.90 | 72,511.65 | 31,684.80 | 89,307.25 | 193,503.70 | 5,818.20 | | 5,818.20 |
| Utility Expenses | | | | | | | | | | | | |

DETAILED STATEMENT OF CURRENT YEAR'S OBLIGATIONS, DISBURSEMENTS AND UNPAID OBLIGATIONS

As of September 30, 2013

Department : DEPARTMENT OF SCIENCE AND TECHNOLOGY
 Agency/OU : REGIONAL OFFICE
 Region/Province/City : N XI
 Fund : 101

| Program/Activity/Project (P/A/P) and Account Title | Account Code | Current Year Obligations | | | | Disbursements | | | | Balance (Unpaid Obligations) 13 = (7-12) = (14+15) | Breakdown of Unpaid Obligations | |
|--|--------------|-----------------------------|----------------------------|-----------------------------|---------------|-----------------------------|----------------------------|-----------------------------|---------------|---|---------------------------------|--|
| | | 1st Quarter ending March 31 | 2nd Quarter ending June 30 | 3rd Quarter ending Sept. 30 | Total | 1st Quarter ending March 31 | 2nd Quarter ending June 30 | 3rd Quarter ending Sept. 30 | Total | | Accounts Payable | Obligations Not Yet Due and Demandable |
| 1 | 2 | 3 | 4 | 5 | 7 | 8 | 9 | 10 | 12 | 13 = (7-12) = (14+15) | 14 | 15 |
| Water Expenses | 766 | 28,185.40 | 48,376.00 | 27,785.43 | 104,346.83 | 28,185.40 | 47,042.10 | 27,353.48 | 102,580.98 | 1,765.85 | 1,765.85 | |
| Electricity Expenses | 767 | 284,552.26 | 351,090.58 | 355,640.41 | 991,283.25 | 284,552.26 | 345,777.70 | 355,640.41 | 985,970.37 | 5,312.88 | 5,312.88 | |
| Communication Expenses | | | | | | | | | | | | |
| Postage and Deliveries | 771 | 6,430.40 | 10,071.64 | 12,656.44 | 29,158.48 | 6,430.40 | 9,736.64 | 12,656.44 | 28,823.48 | 335.00 | 335.00 | |
| Telephone Expenses-Landline | 772 | 53,131.19 | 42,014.97 | 55,543.56 | 150,689.72 | 53,131.19 | 39,943.05 | 55,543.56 | 148,617.80 | 2,071.92 | 2,071.92 | |
| Telephone Expenses-Mobile | 773 | 52,727.98 | 17,602.88 | 10,298.23 | 80,629.09 | 52,727.98 | 17,602.88 | 10,298.23 | 80,629.09 | - | - | |
| Internet expenses | 774 | 26,707.81 | 34,921.38 | 28,081.09 | 89,710.28 | 26,707.81 | 32,997.59 | 28,081.09 | 87,786.49 | 1,923.79 | 1,923.79 | |
| Membership Dues and Contributions to Org. | 778 | 1,700.00 | 20,000.00 | | 21,700.00 | 1,700.00 | 20,000.00 | - | 21,700.00 | - | - | |
| Advertising Expenses/Promo | 780 | | | | - | - | - | - | - | - | - | |
| Printing and Binding Expenses | 781 | 5,945.00 | 14,100.00 | 28,003.13 | 48,048.13 | 5,945.00 | 5,850.00 | 27,954.00 | 39,749.00 | 8,299.13 | | 8,299.13 |
| Rent Expenses | 782 | 50,817.20 | 66,697.48 | 80,591.36 | 198,106.04 | 45,037.20 | 71,032.48 | 82,036.36 | 198,106.04 | - | - | |
| Representation Expenses | 783 | 122,454.33 | 25,544.40 | 46,444.60 | 194,443.33 | 122,454.33 | 25,544.40 | 45,560.60 | 193,559.33 | 884.00 | 884.00 | |
| Subscription Expenses | 786 | 1,974.00 | 5,570.00 | 2,960.00 | 10,504.00 | 1,974.00 | 5,170.00 | 2,960.00 | 10,104.00 | 400.00 | 400.00 | |
| Professional Services | | | | | | | | | | | | |
| Legal Services | 791 | 6,300.00 | 3,600.00 | 6,000.00 | 15,900.00 | 6,300.00 | 3,100.00 | 340.00 | 9,740.00 | 6,160.00 | 6,160.00 | |
| Auditing Services | 792 | 3,025.27 | 472.50 | | 3,497.77 | 3,025.27 | 472.50 | - | 3,497.77 | - | - | |
| Consultancy Services | 793 | | | | - | - | - | - | - | - | - | |
| General Services | 795 | 117,906.00 | 58,130.67 | 59,234.00 | 235,270.67 | 117,906.00 | 45,165.60 | 72,199.07 | 235,270.67 | - | - | |
| Janitorial Services | 796 | 100,003.42 | 109,575.08 | 111,001.02 | 320,579.52 | 66,579.35 | 108,675.08 | 109,147.92 | 284,402.35 | 36,177.17 | 36,177.17 | |
| | | | | | | | | | | | | |
| Security Services | 797 | 112,959.15 | 135,550.98 | 112,959.15 | 361,469.28 | 112,959.15 | 135,550.98 | 112,959.15 | 361,469.28 | - | - | |
| Other Professional Services | 799 | 1,000.00 | | 17,593.75 | 18,593.75 | 1,000.00 | - | 17,593.75 | 18,593.75 | - | - | |
| Repairs & Maintenance | | | | | | | | | | | | |
| RM - Buildings | | | | | | | | | | | | |
| RM - Office Buildings | 811 | 13,620.00 | 14,147.00 | 256,226.33 | 283,993.33 | 13,620.00 | 14,147.00 | 107,456.33 | 135,223.33 | 148,770.00 | | 148,770.00 |
| RM - Office Equipment, Furnitures and Fixtures | | | | | | | | | | | | |
| RM - Office Equipment | 821 | 200.00 | 1,430.00 | 6,127.74 | 7,757.74 | 200.00 | 1,430.00 | 6,127.74 | 7,757.74 | - | - | |
| RM - Furniture and Fixtures | 822 | - | - | - | - | - | - | - | - | - | - | |
| RM - IT Equipment and Software | 823 | 880.00 | 500.00 | 850.00 | 2,230.00 | 880.00 | 500.00 | 850.00 | 2,230.00 | - | - | |
| RM - Machinery and Equipment | | | | | | | | | | | | |
| RM - Medical, Dental and Laboratory Equipment | 833 | 7,550.00 | | | 7,550.00 | 750.00 | - | 6,800.00 | 7,550.00 | - | - | |
| RM - Transportation Equipment | | | | | | | | | | | | |
| RM - Motor Vehicles | 841 | 91,806.04 | 53,424.05 | 144,326.50 | 289,556.59 | 88,756.04 | 27,039.35 | 104,626.50 | 220,421.89 | 69,134.70 | | 69,134.70 |
| Subsidies and Donations | | | | | | | | | | | | |
| Donations | 878 | 7,186,846.27 | 9,060,526.92 | 7,770,040.72 | 24,017,413.91 | 7,018,795.27 | 8,992,286.72 | 4,803,385.60 | 20,814,467.59 | 3,202,946.32 | | 3,202,946.32 |
| | | | | | | | | | | | | |
| Miscellaneous Expenses | | | | | | | | | | | | |
| Extraordinary Expenses | 883 | 9,500.01 | 9,500.01 | 9,499.99 | 28,500.01 | 9,500.01 | 9,200.01 | 9,499.99 | 28,200.01 | 300.00 | 300.00 | |
| Miscellaneous Expenses | 884 | 15,000.00 | 16,710.00 | 23,881.40 | 55,591.40 | 15,000.00 | 16,260.00 | 23,881.40 | 55,141.40 | 450.00 | 450.00 | |

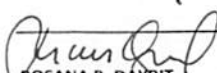
DETAILED STATEMENT OF CURRENT YEAR'S OBLIGATIONS, DISBURSEMENTS AND UNPAID OBLIGATIONS


As of September 30, 2013

Department : DEPARTMENT OF SCIENCE AND TECHNOLOGY
 Agency/OU : REGIONAL OFFICE
 Region/Province/City : N XI
 Fund : 101

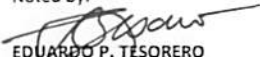
| Program/Activity/Project (P/A/P) and Account Title | Account Code | Current Year Obligations | | | | Disbursements | | | | Balance (Unpaid Obligations) 13 = (7-12) = (14+15) | Breakdown of Unpaid Obligations | |
|---|--------------|-----------------------------|----------------------------|-----------------------------|----------------------|-----------------------------|----------------------------|-----------------------------|----------------------|---|---------------------------------|--|
| | | 1st Quarter ending March 31 | 2nd Quarter ending June 30 | 3rd Quarter ending Sept. 30 | Total | 1st Quarter ending March 31 | 2nd Quarter ending June 30 | 3rd Quarter ending Sept. 30 | Total | | Accounts Payable | Obligations Not Yet Due and Demandable |
| 1 | 2 | 3 | 4 | 5 | 7 | 8 | 9 | 10 | 12 | 13 = (7-12) = (14+15) | 14 | 15 |
| Taxes, Insurance Premiums and Other Fees | | | | | | | | | | | | |
| Taxes, Duties and Licenses | 891 | | 5,255.25 | 2,360.00 | 7,615.25 | - | 5,255.25 | 2,360.00 | 7,615.25 | - | | |
| Fidelity Bond Premiums | 892 | 19,001.25 | 7,588.50 | - | 26,589.75 | 19,001.25 | 7,277.25 | - | 26,278.50 | 311.25 | 311.25 | |
| Insurance Expenses | 893 | - | 7,229.23 | 57,038.96 | 64,268.19 | - | 7,229.23 | 57,038.96 | 64,268.19 | - | | |
| Other Maintenance and Operating Expenses | 969 | | | | | | | | | | | |
| B. SPECIAL PURPOSE FUNDS | | | | | | | | | | | | |
| Miscellaneous Personnel Benefits Fund | 719 | | 309,500.00 | (7,000.00) | 302,500.00 | - | 309,500.00 | (7,000.00) | 302,500.00 | - | | |
| Pension and Gratuity Fund | | | | | | | | | | | | |
| Terminal Leave Benefits | 742 | 683,503.04 | 168,355.44 | | 851,858.48 | 683,503.04 | 168,355.44 | - | 851,858.48 | - | | |
| C. AUTOMATIC APPROPRIATIONS | | | | | | | | | | | | |
| Retirement and Life Insurance Premium | 731 | 312,405.35 | 335,986.34 | 335,373.48 | 983,765.17 | 312,405.35 | 335,986.34 | 335,373.48 | 983,765.17 | - | | |
| TOTAL CURRENT YEAR BUDGET/APPROPRIATION | | 13,559,141.88 | 15,499,190.99 | 13,482,074.57 | 42,540,407.44 | 13,229,752.51 | 15,421,984.01 | 10,375,449.68 | 39,027,186.20 | 3,513,221.24 | 69,554.63 | 3,443,666.61 |
| II. PRIOR YEARS' BUDGET/CONTINUING APPROPRIATION | | | | | | | | | | | | |
| D. Unreleased Appropriations | | | | | | | | | | | | |
| E. Unobligated Allotment | | | | | | | | | | | | |
| Maintenance & Other Operating Expenses | | | | | | | | | | | | |
| RM - Office Equipment, Furnitures and Fixtures | | | | | | | | | | | | |
| RM - Office Equipment | 821 | - | 40,577.24 | 4,222.26 | 44,799.50 | - | 40,077.24 | 4,222.26 | 44,299.50 | 500.00 | 500.00 | |
| Subsidies and Donations | | | | | | | | | | | | |
| Donations | 878 | 328,205.61 | 5,742.27 | 2,267,749.03 | 2,601,696.91 | 327,165.61 | 6,063.61 | 2,267,475.76 | 2,600,704.98 | 991.93 | 991.93 | |
| Capital Outlays | | 328,205.61 | 46,319.51 | 2,271,971.29 | 2,646,496.41 | 327,165.61 | 46,140.85 | 2,271,698.02 | 2,645,004.48 | 1,491.93 | 1,491.93 | |
| Machinery and Equipment | | | | | | | | | | | | |
| Medical, Dental and Laboratory Equipment | 233 | 22,995.00 | 25,300.00 | 456,694.00 | 504,989.00 | 22,995.00 | 6,500.00 | 203,762.00 | 233,257.00 | 271,732.00 | | 271,732.00 |
| Total PRIOR YEAR'S BUDGET/CONTINUING APPROPRIATION | | 351,200.61 | 71,619.51 | 2,728,665.29 | 3,151,485.41 | 350,160.61 | 52,640.85 | 2,475,460.02 | 2,878,261.48 | 273,223.93 | 1,491.93 | 271,732.00 |
| GRAND TOTAL | | 13,910,342.49 | 15,570,810.50 | 16,210,739.86 | 45,691,892.85 | 13,579,913.12 | 15,474,624.86 | 12,850,909.70 | 41,905,447.68 | 3,786,445.17 | 71,046.56 | 3,715,398.61 |

Certified Correct:

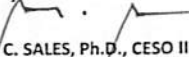

 ROSANA B. DAYRIT
 AO V/ Budget Officer


 CORAZON R. VERGARA
 Accountant III

Noted by:


 EDUARDO P. TESORERO
 ARD-FASD

Approved by:


 ANTHONY C. SALES, Ph.D., CESO III
 Regional Director