

List of Agency Budget Matrix/Special Allotment Release Orders / Sub-Allotment Release Orders
As of September 30, 2013

Annex A.1

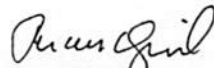
Department : DEPARTMENT OF SCIENCE AND TECHNOLOGY
 Agency/OU : REGIONAL OFFICE
 Region/Province/City : REGION XI
 Fund : 101


No.	ABM/SARO/Sub-ARO No.	Date of ABM SARO/Sub-ARO	Fund Source Reg/SPF/etc.	Allotments				Sub-Allotment to Regions/Operating Units				Total Allotments
				PS	MOOE	CO	Total	PS	MOOE	CO	Total	
1	2	3	4	5	6	7	8=(5+6+7)	9	10	11	12=(9+10+11)	13=(8-12)
A. Allotments received from DBM												
1	ABM-BMB-E-12-0001439	January 2, 2012	GAA RA 10155		93,208.03	2,175,811.00	2,269,019.03					
2	ABM-BMB-E-13-0004755	January 10, 2013	GAA RA 10352	15,267,000.00	19,076,000.00		34,343,000.00					2,269,019.03
3	ABM-BMB-E-13-0004906	January 10, 2013	GAA RA 10352	1,348,000.00			1,348,000.00					34,343,000.00
4	SARO-BMB-E-13-0001520	February 20, 2013	GAA RA 10352	683,504.00			683,504.00					1,348,000.00
5	SARO-BMB-E-13-0005066	May 14, 2013	GAA RA 10352	168,356.00			168,356.00					683,504.00
												168,356.00
	Sub-total			17,466,860.00	19,169,208.03	2,175,811.00	38,811,879.03	-	-	-	-	38,811,879.03
B. Sub-allotments received from Central Office/Regional Office												
1	ASA No. 02-2012-012	February 13, 2012	DOST GIA		28,255.00		28,255.00					28,255.00
2	ASA No. 02-2012-064	February 20, 2012	SETUP		109,400.00		109,400.00					109,400.00
3	ASA No. 04-2012-110	April 3, 2012	SETUP		146,724.35		146,724.35					146,724.35
4	ASA No. 04-2012-132	April 17, 2012	SETUP		356,158.00		356,158.00					146,724.35
5	ASA No. 09-2012-317	September 14, 2012	DOST GIA		1,783.27		1,783.27					356,158.00
6	SAA No. 01-2013-016	January 24, 2013	DOST GIA		185,200.00		185,200.00					1,783.27
7	SAA No. 01-2013-029	January 24, 2013	SETUP		2,000,000.00		2,000,000.00					185,200.00
8	SAA No. 03-2013-068	March 13, 2013	SETUP		14,068,127.00		14,068,127.00					2,000,000.00
9	SAA No. 04-2013-096	April 22, 2013	SETUP		5,713,939.65		5,713,939.65					14,068,127.00
10	SAA No. 05-2013-117	May 9, 2013	DOST GIA		1,202,312.73		1,202,312.73					5,713,939.65
11	SAA No. 05-2013-133	May 21, 2013	MPBF		309,500.00		309,500.00					1,202,312.73
12	SAA No. 08-2013-004 (CA)	August 16, 2013	DOST GIA		2,267,125.76		2,267,125.76					309,500.00
	Sub-Total			-	26,388,525.76	-	26,388,525.76	-	-	-	-	2,267,125.76
	Total Allotments			17,466,860.00	45,557,733.79	2,175,811.00	65,200,404.79	-	-	-	-	65,200,404.79

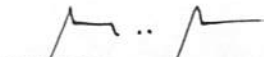
Certified Correct:

Noted by:

Approved by:


 ROSANA B. DAYRIT
 AO VI/ Budget Officer
 5-Oct-13


 EDUARDO P. TESORERO
 ARD-FASD


 ANTHONY C. SALES, Ph.D.
 Regional Director